

美国当地 2003 年 7 月 24 日大豆、豆粕和毛豆油的现货及期货价格

商品	地点	八月份	九月份	十一月份
大豆 (美元/吨)	伊利诺斯州中部/芝加哥	201.26	193.73	187.57
	墨西哥湾离岸价 (基价)	220.74	211.37	223.58
	墨西哥湾到岸价 (相对芝加哥基价)	219.63	210.26	223.58
芝加哥期货交易所 大豆加工利润差	美元/吨	18.93	21.17	20.54
		八月份	九月份	十月份
48%高蛋白豆粕 (美元/吨)	伊利诺斯州中部/芝加哥	189.15	182.10	174.38
	墨西哥湾离岸价 (基价)	206.79	199.74	203.04
	西岸价 (基价)	234.35	227.29	230.60
44%蛋白豆粕 (美元/吨)	伊利诺斯州中部/芝加哥	189.15	182.10	174.38
	墨西哥湾离岸价 (基价)	195.77	188.71	192.02
	西岸价 (基价)	223.33	216.27	219.58
毛豆油 (美元/吨)	伊利诺斯州中部/芝加哥	444.45	443.79	437.61
	墨西哥湾离岸价 (基价)	488.54	487.88	481.71
		大豆	豆粕	毛豆油
一年前的价格	芝加哥, 美元/吨	214.58	207.01	434.97

美国及南美大豆/产品平衡表 U.S. & South America Soybean/Products Balance

	United States			Argentina			Brazil		
	Actual	Estimate	Proj.	Actual	Estimate	Proj.	Actual	Estimate	Proj.
	2000/01	2001/02	2002/03	2001/02	2002/03	2003/04	2001/02	2002/03	2003/04
Soybeans	<i>thousand metric tonnes</i>								
Carryin	7,897	6,743	5,661	117	117	850	514	402	576
Production	75,055	78,672	74,291	27,800	30,000	35,000	39,000	43,500	52,000
Imports	97	63	109	420	400	400	900	1,100	900
Crush	44,652	46,259	43,817	19,500	22,200	24,550	22,273	25,792	29,100
Exports	27,103	28,918	27,488	7,500	6,175	9,610	15,520	16,175	20,600
Other	4,551	4,640	4,958	1,220	1,292	1,390	2,219	2,459	2,779
Usage	76,306	79,817	76,263	28,220	29,667	35,550	40,012	44,426	52,479
Carryout	6,743	5,661	3,798	117	850	700	402	576	997
Soymeal	<i>thousand metric tonnes</i>								
Carryin	266	348	218	409	250	330	477	360	490
Production	35,733	36,552	34,401	15,500	17,650	19,515	17,699	20,380	22,990
Domestic use	28,709	30,007	29,167	209	220	250	7,194	7,800	8,400
Net Exports	6,942	6,675	5,225	15,450	17,350	19,200	10,622	12,450	14,470
Usage	35,651	36,682	34,392	15,659	17,570	19,450	17,816	20,250	22,870
Carryout	348	218	227	250	330	395	360	490	610
Soybean oil	<i>thousand metric tonnes</i>								
Carryin	905	1,305	1,070	171	80	105	316	150	150
Production	8,362	8,572	8,319	3,625	4,125	4,560	4,250	4,895	5,520
Domestic use	7,359	7,685	7,756	121	125	130	2,896	2,935	3,105
Net exports	603	1,122	950	3,595	3,975	4,425	1,520	1,960	2,415
Usage	7,962	8,807	8,706	3,716	4,100	4,555	4,416	4,895	5,520
Carryout	1,305	1,070	683	80	105	110	150	150	150

美国农业部出口销售周报 **USDA Export Sales (tmt) - Week of 17 July 2003**

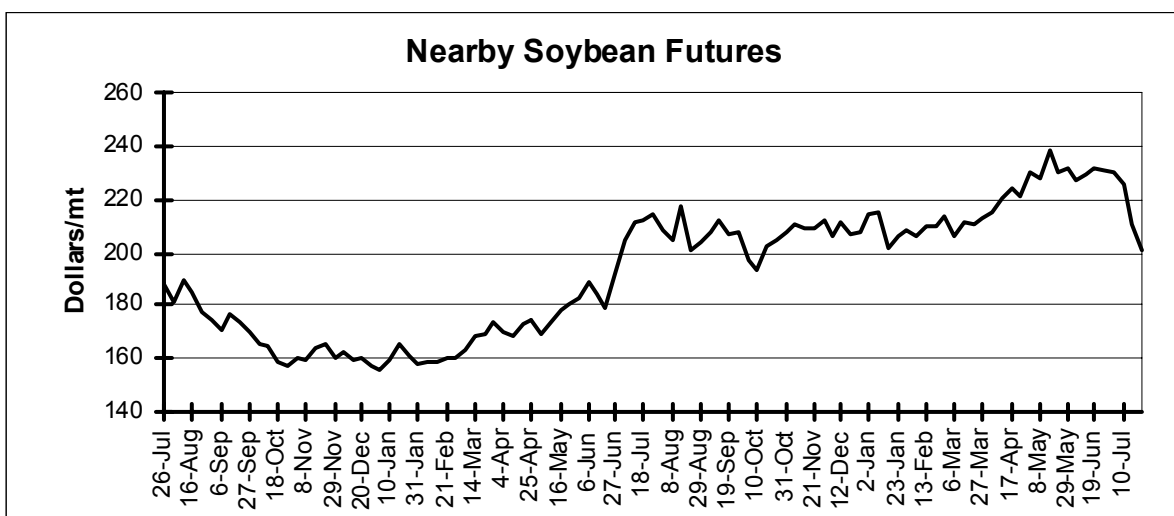
Country	Commodity	New Sales	Accum. Exports	Country	Commodity	New Sales	Accum. Exports
Canada	Soybeans	6.6	484.6	Israel	Soymeal	1.1	39.2
China	Soybeans	4.7	7628.6	Jamaica	Soymeal	1.2	75.2
Costa Rica	Soybeans	12.4	185.4	Japan	Soymeal	8.2	202.3
Cuba	Soybeans	0.5	94.6	Mexico	Soymeal	7.5	462
Guatemala	Soybeans	5.4	7.1	New Zealand	Soymeal	0.6	54.3
Japan	Soybeans	52.9	3370.5	Peru	Soymeal	0.1	14.4
Korea, Rep.	Soybeans	40	1092.6	Canada	Soyoil	0.3	54.5
Malaysia	Soybeans	0.9	213.5	Jamaica	Soyoil	1.7	14.8
Nicaragua	Soybeans	0.2	2.8	Qatar	Soyoil	0.1	0.3
Spain	Soybeans	23.5	1427.3	Export Sales Totals (tmt)			
Taiwan	Soybeans	15.4	1503.8	Commodity	Outstanding Sales	Accum. Exports	New Sales
Canada	Soymeal	12.3	843.4	Soybeans	1,705.0	27,771.1	174.2
Dom. Rep.	Soymeal	8.9	280.7	Soymeal	796.6	4,666.6	54.4
Guatemala	Soymeal	10.1	135.9	Soyoil	93.5	605.4	-0.7
Hungary	Soymeal	4.6	6.6				

过去五周价格统计 **Weekly Statistics, Past Five Weeks (\$/mt)**

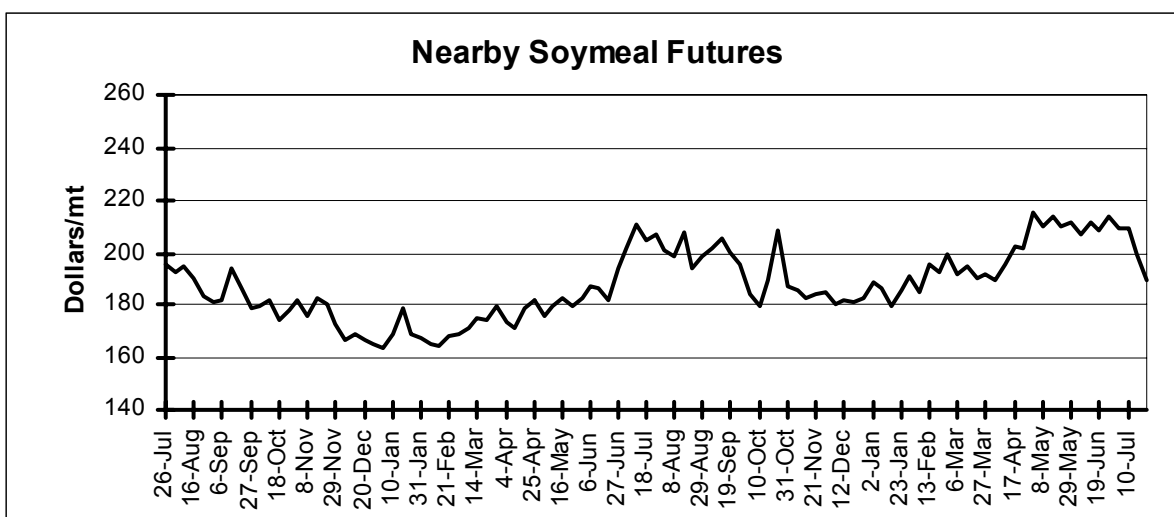
	19-Jun	26-Jun	03-Jul	10-Jul	17-Jul
Nearby Soybean Futures (CBT)	231.48	230.93	230.29	225.79	210.45
Basis Central Illinois	240.67	243.70	244.99	240.49	229.92
Basis Gulf	243.61	244.89	248.66	244.53	229.92
Nearby Soybean Meal Futures (CBT)	208.89	214.18	209.55	209.77	199.41
Basis Decatur	206.68	215.28	211.75	217.48	199.52
Basis Gulf	216.60	223.00	220.57	225.20	217.04
Basis West Coast	238.65	250.55	248.13	253.86	244.60
Nearby Soybean Oil Futures (CBT)	503.09	478.84	489.86	484.35	459.22
Basis Decatur	519.62	495.37	506.40	500.89	475.75
Basis Gulf	547.18	528.44	544.98	528.44	503.31
BIFFEX Ocean Freight Rates					
US Gulf/Cont., grains basis	18.49	18.78	19.19	19.63	20.33
US Gulf/Japan, grains basis	30.25	30.48	31.01	31.80	33.16
PNW/Japan, grains basis	22.68	22.98	23.21	23.54	23.58
PNW/Japan Spread	7.57	7.50	7.79	8.26	9.58
US Corn, CBOT Nearby Futures	96.25	91.73	90.05	88.18	81.59
US Sorghum, Gulf Cash Price	99.21	94.25	92.04	88.51	86.86
Canadian Canola, Nearby Winnipeg	257.74	250.72	251.57	244.61	241.53
Brazil Soybeans, FOB Paranagua	235.89	235.25	238.74	236.81	223.31
Brazil Soymeal, FOB Paranagua	189.04	197.09	194.12	199.85	181.77
Brazil Soyoil, FOB Paranagua	532.00	501.00	524.00	514.00	492.00
Rail Rate-Kansas City MO/Eagle Pass TX 1/	Dec '01		\$2,387	Sep '02	\$2,287

1/ Quoted rail rates, dollars per car, for a 54-car unit train.

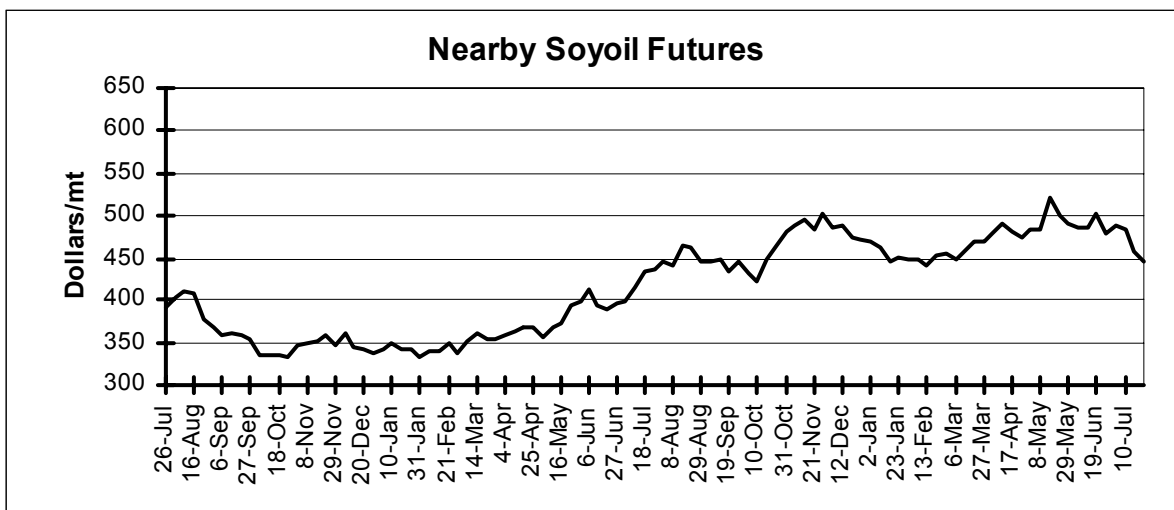
大豆期货价格图



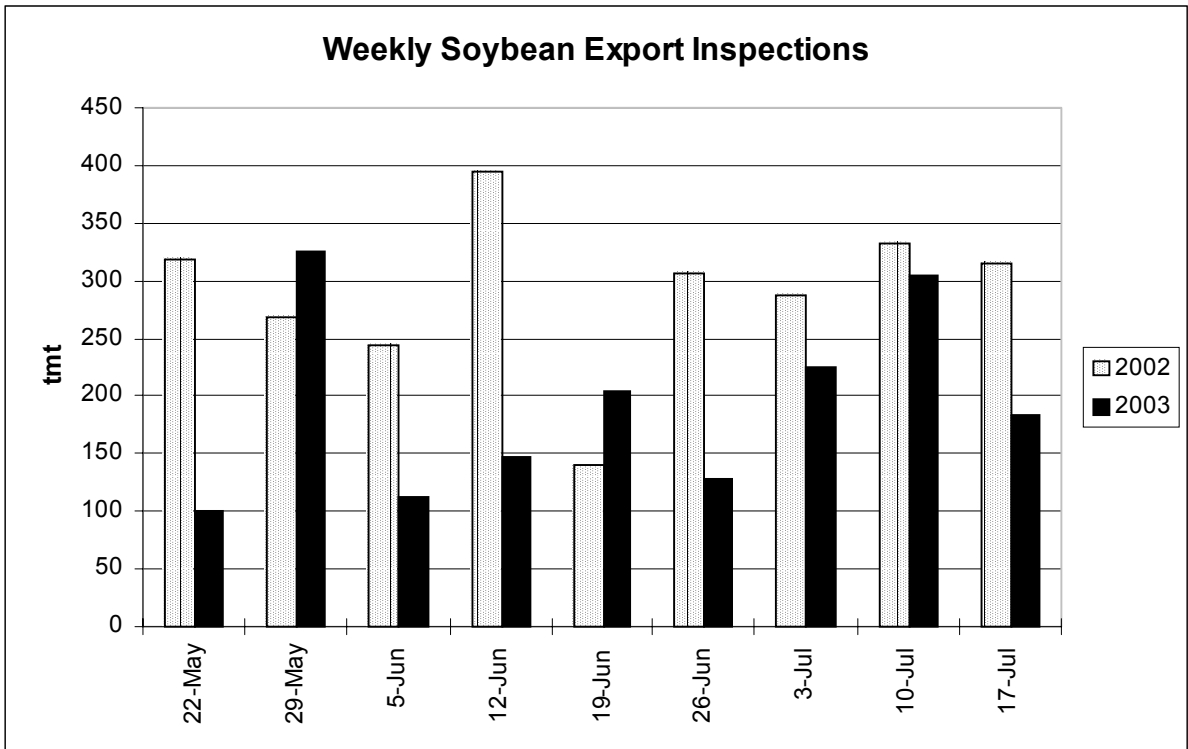
豆油期货价格图



豆粕期货价格图



大豆出口检验每周统计图



谷物海洋运费图

